

FY 2025
Camden One-Stop
Customer Check-in

July 2024

3773 Services Provided

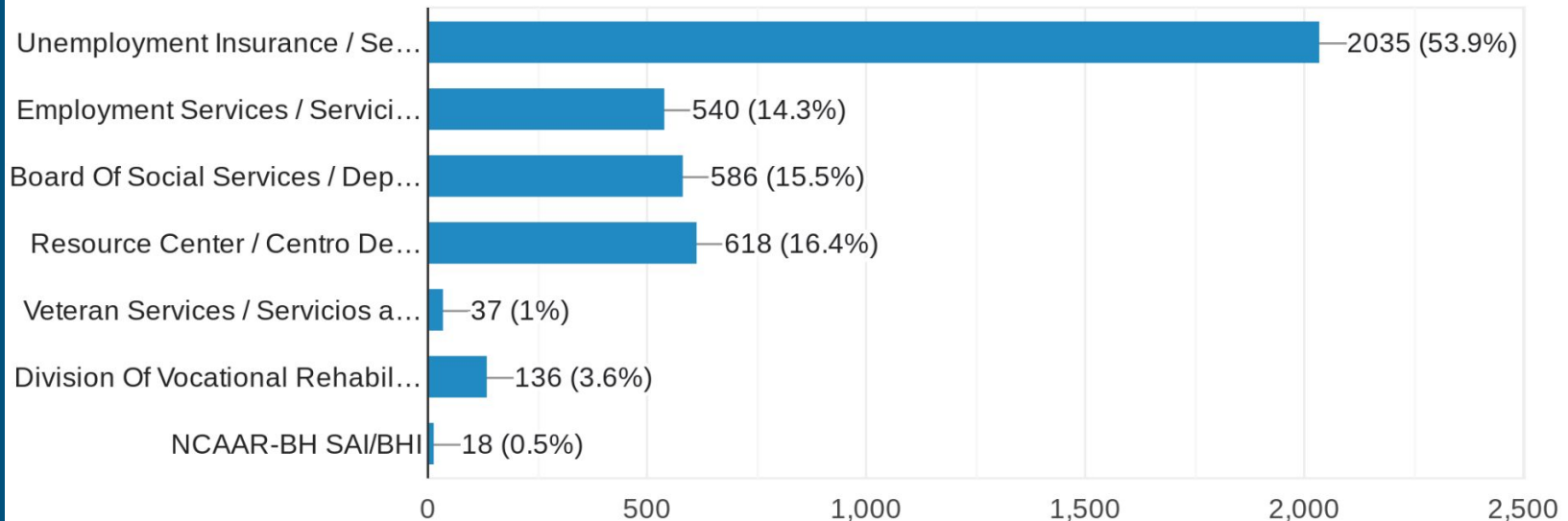
Average of 178 Customer Served per Day



54% of Total Customer Check-ins Were for UI *

Choose Your Service Provider / Elija Su Proveedor De Servicios

3,773 responses



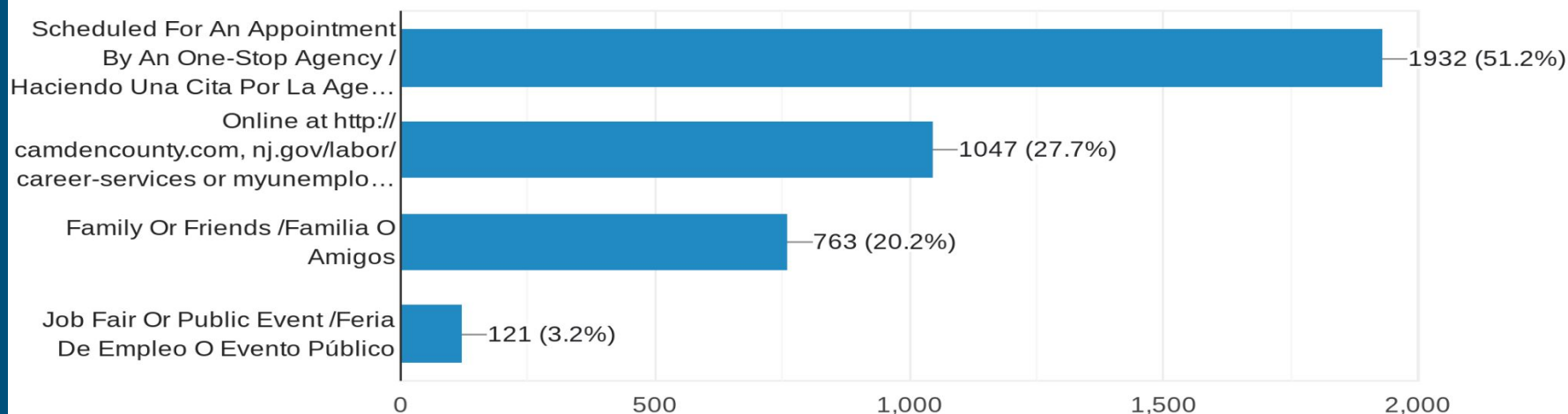
*Totals can equal more than 100% because multiple responses can be chosen

Why Customers Came into the One Stop

51% Had Appts *28% Website Info *20% Family/Friends

How Did You Hear About Our Available Services? ¿Cómo Se Enteró De Nuestros Servicios Disponibles?

3,773 responses

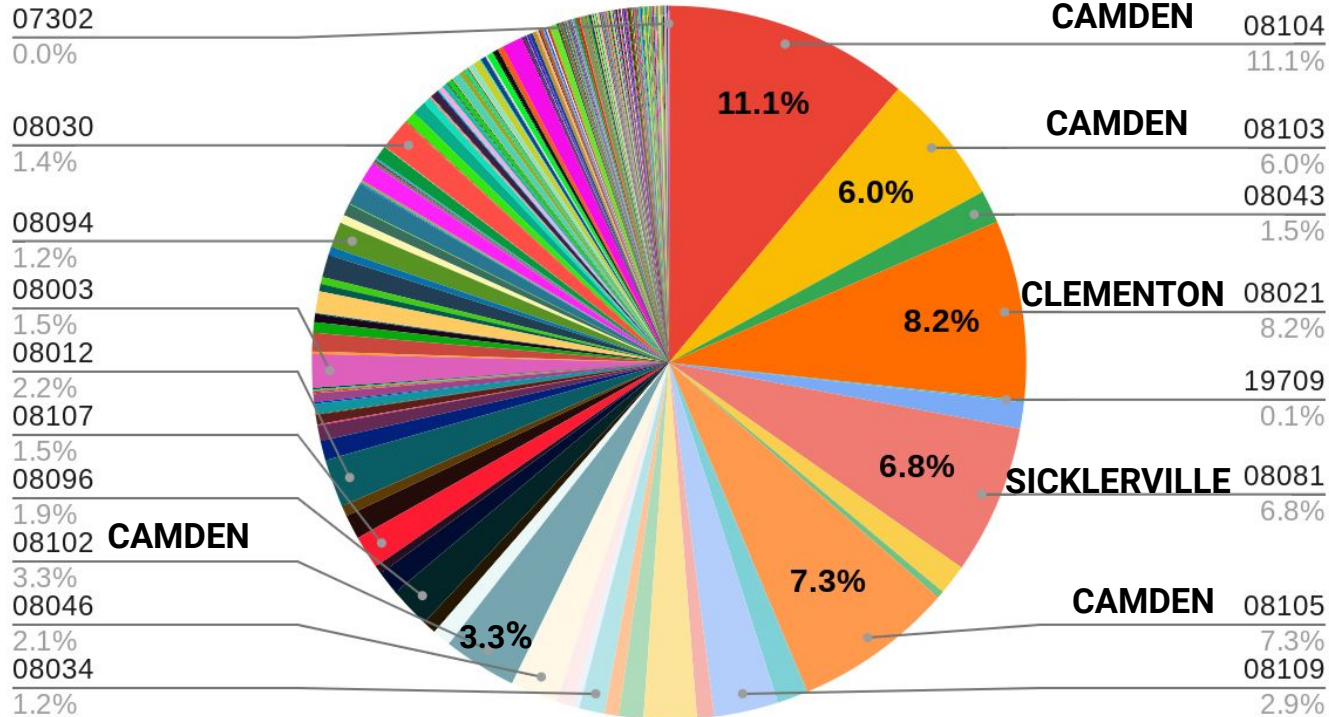


*Totals can equal more than 100% because multiple responses can be chosen

TOP ZIP CODES SERVED OF 3773 CUSTOMERS SERVED

CAMDEN - 27.7% / 1045 CLEMENTON/SICKLERVILLE - 15.0% / 566

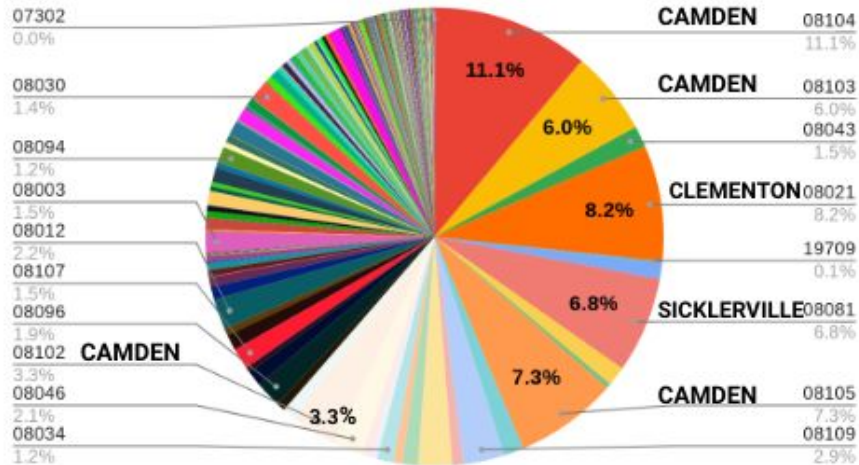
ZIP CODES OF CAMDEN ONE-STOP ONSITE CUSTOMERS-JULY 2024



CAMDEN COUNTY ONE-STOP TOTAL ONSITE CUSTOMERS AND ZIP CODES JULY 2024 COMPARED TO JULY 2023

JULY 2024 - TOTAL CUSTOMERS - 3773
CAMDEN - 27.7% / 1045
CLEMENTON/SICKLERVILLE - 15.0% / 566

ZIP CODE OF CAMDEN ONE-STOP ONSITE CUSTOMERS-JULY 2024



JULY 2023- TOTAL CUSTOMERS - 2806
CAMDEN - 26.4% / 741
CLEMENTON/SICKLERVILLE - 13.5% / 379

ZIP CODES OF CAMDEN ONE-STOP ONSITE CUSTOMERS-JULY 2023

